



## Product description

The Tannoy CMS 603ICT BM is a wide bandwidth, high power-handling and high sensitivity loudspeaker built around CMS 3.0 – the third generation of Tannoy's revolutionary Ceiling Monitor System technology. Incorporating a newly refined version of Tannoy's proprietary ICT™ point-source driver, the CMS 603ICT BM has been re-engineered for optimum compatibility with Lab.gruppen commercial amplifiers while also delivering consistent broadband directivity, precise articulation for voice and music, and exceptional long-term reliability.

The point source configuration of the Tannoy ICT driver's mid-bass and tweeter sections ensures a wide and controlled dispersion for optimum coverage, avoiding significant energy losses in the vertical plane at the crossover frequency, a flaw inherent in typical two-way designs. The ICT (Inductive Coupling Technology) drive unit also addresses two common component failures in background music systems: the tweeter and the crossover. Use of wireless electromagnetic coupling to drive the tweeter means that no crossover is required, making the ICT drive unit exceptionally reliable and ideal for applications where constant heavy usage is the norm. The mineral-loaded polypropylene cone material and nitrile rubber surround further enhance durability and long-term reliability.

The CMS 603ICT BM utilizes a 16 ohm driver, making it ideal for use in high performance low-impedance systems (with optimized performance when used in conjunction with Lab.gruppen LUCIA amplifiers). The low-insertion loss 60 W transformer features convenient front bezel switching for taps at 60 W, 30 W and 15 W, with an additional 7.5 W tap for traditional constant voltage systems.

The CMS 603ICT BM also features extra clamp extension to accommodate thicker ceiling panels, and a locking design that prevents inadvertent over-screwing. Magnetic grille attachment enables easy removal and fitting for custom painting and tapping changes with grilles now available as either traditional style (inset in bezel) or new Arco™ style, which conceals the entire unit for architect-friendly aesthetic appeal.

The CMS 603ICT BM is supplied with an integral zinc plated steel back-can, ready to install as a single unit and feature an integrated, recessed termination box. The removable locking connector has screw terminals for secure wire termination and loop-thru facility. Strain relief is provided by a clamping mechanism for use with plenum-rated cable or conduit, while new spring-loaded and self-aligning clamps make for even quicker and easier installation. All models are supplied with classic grille, two tile support rails and one C-ring; Arco grille and plaster (mud) ring are available as optional accessories.

## Features

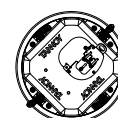
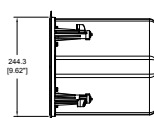
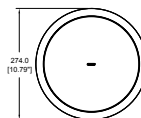
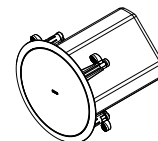
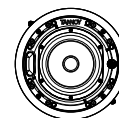
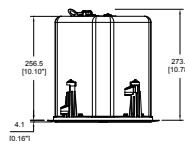
- Newly refined 165 mm (6.5") ICT transducer for greater durability and longevity
- High power & high sensitivity with extended frequency response
- Wide, controlled, constant directivity dispersion for optimum coverage
- Does not suffer from energy loss in the vertical plane at crossover as with two-way discrete designs
- Low insertion-loss, 60 W line transformer for a more powerful and dynamic performance
- Convenient front-tapping switch for settings
- Magnetically-adhering grille system for easy custom painting and optional Arco designer grilles for minimal architectural impact
- Four-clamp, self-aligning mounting system
- UV resistant baffle and grille
- Packaged with classic grille, tile rails and C-ring for quick and easy installation and simple stocking logistics
- Five year warranty

## Physical data

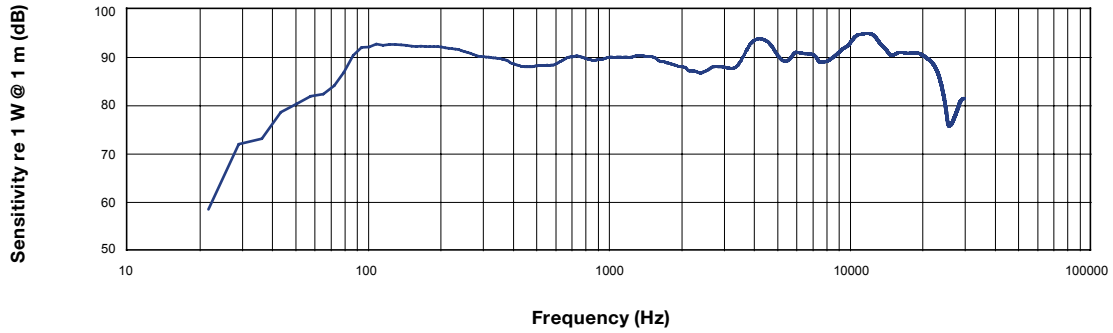
<b>Bezel diameter:</b>	274.0 mm (10.79")	<b>Hole Cutout Diameter:</b>	253.0 mm (9.96")
<b>Front of ceiling to rear of backcan:</b>	256.5 mm (10.10")	<b>Front of ceiling to top of safety loop:</b>	273.8 mm (10.78")

## Applications

- Voice Alarm Systems
- Multizone Foreground Music & Paging Systems
- Boardrooms & Offices
- Business Music Systems
- Airports, Convention Centres, Hotels
- Reception / Waiting Rooms
- Houses of Worship
- Retail Outlets / Shopping Malls
- Lounges / Bars
- Cruise Ships
- Courtrooms



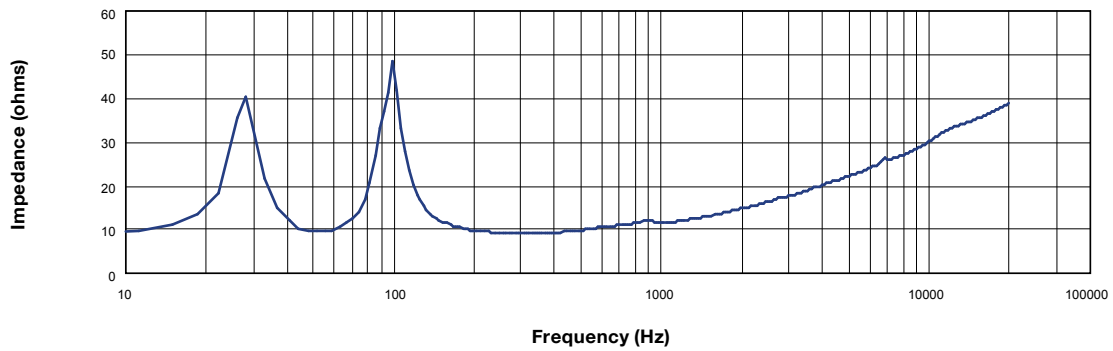
### 1 m on-axis Frequency Response



### Anechoic Frequency Response

---

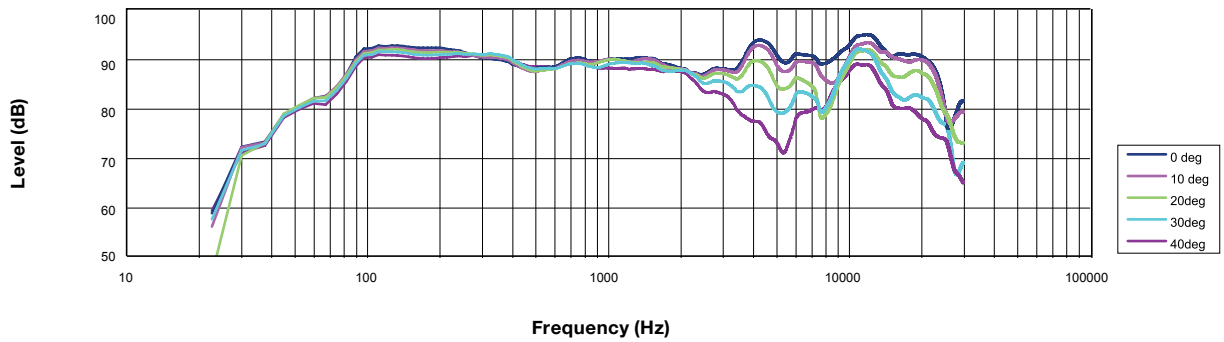
### Impedance vs frequency



### Impedance

---

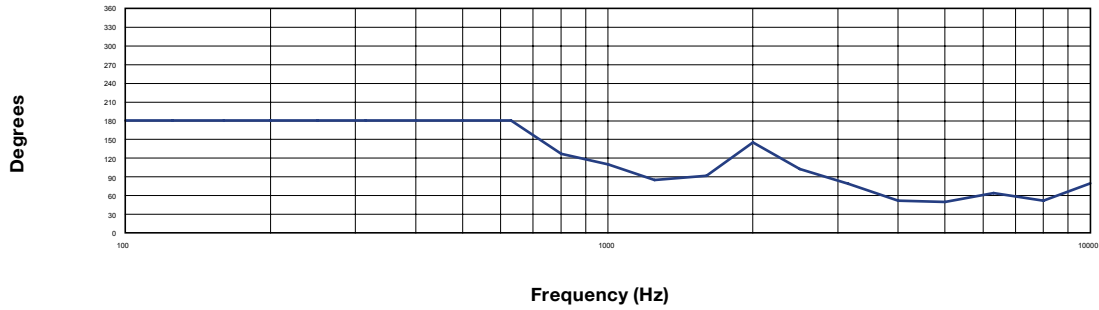
### Off-axis Frequency Response



### Off Axis Response

---

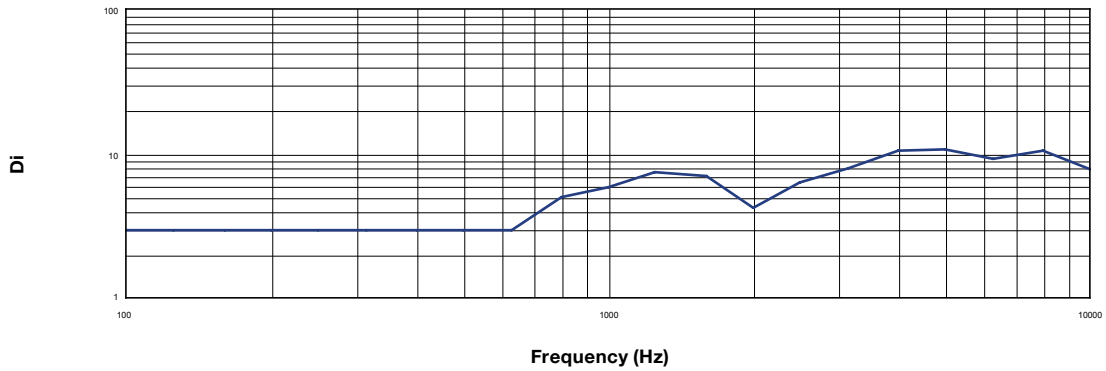
Beamwidth vs Frequency



Beamwidth

---

Directivity Index (DI)



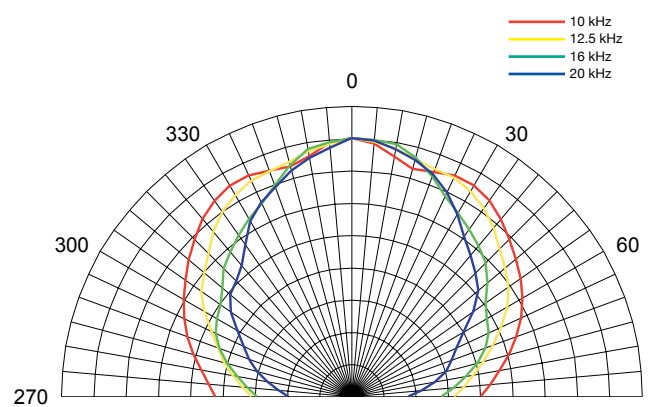
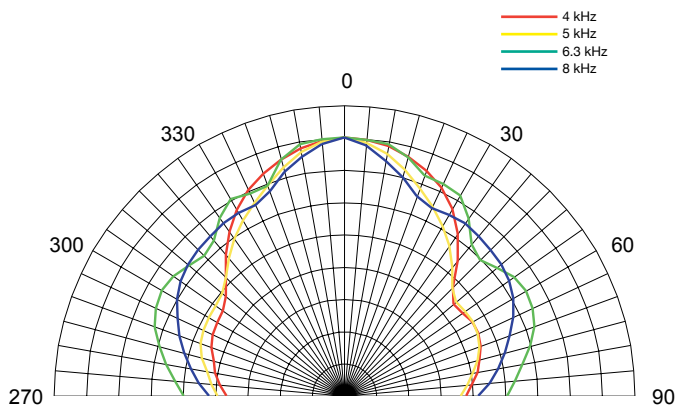
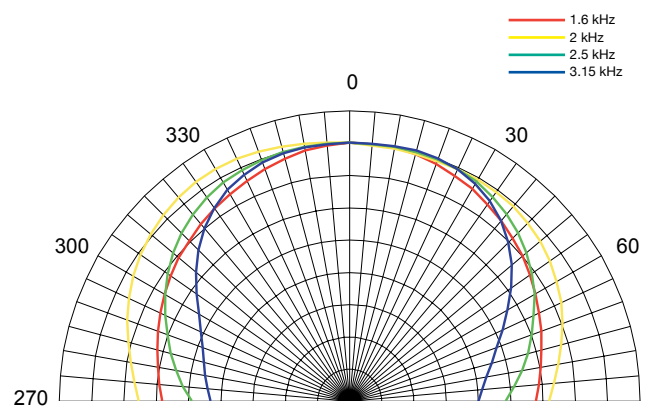
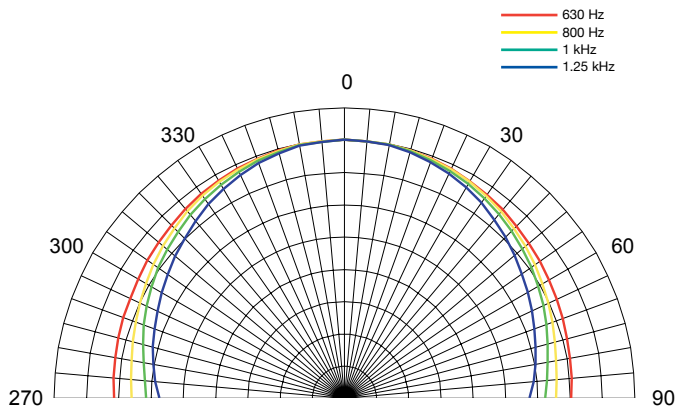
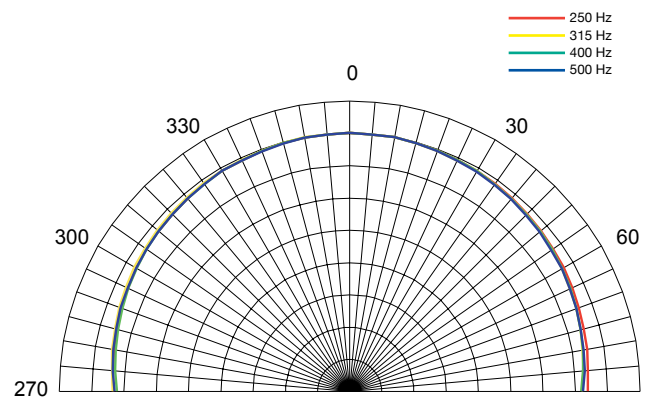
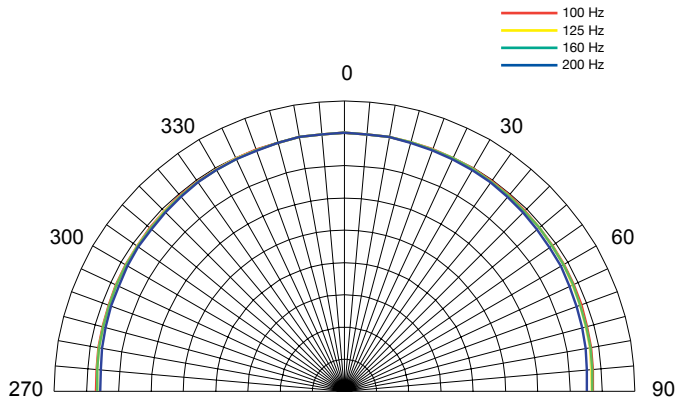
Directivity Index

---

# Technical Data Sheet

Polar plots (1/3 octave)

# CMS 603ICT BM



# Technical Data Sheet

## Specifications

# CMS 603ICT BM

### Performance

<b>Frequency response (-3 dB) <sup>(1)</sup></b>	78 Hz - 22 kHz
<b>Frequency range (-10 dB) <sup>(1)</sup></b>	51 Hz - 24 kHz
<b>System sensitivity (1 W @ 1 m) <sup>(2)</sup></b>	91 dB (1 W = 4 V for 16 Ohms)
<b>Nominal Coverage Angle</b>	90 degrees conical
<b>Coverage Angle (1 kHz to 6 kHz)</b>	92 degrees
<b>Directivity Factor (Q)</b>	7.1 averaged 1 kHz to 6 kHz
<b>Directivity Index (DI)</b>	7.9 averaged 1 kHz to 6 kHz
<b>Power Handling <sup>(3)</sup></b>	
Average	60 W
Programme	120 W
Peak	240 W
<b>Recommended Amplifier Power</b>	120 W @ 16 ohms
<b>Nominal Impedance (Lo, Z)</b>	16 ohms
<b>Rated maximum SPL</b>	
Average	109 dB
Peak	115 dB
<b>Transformer Taps (via front rotary switch)</b>	
70 V	60 W (83 Ω) / 30 W (165 Ω) / 15 W (330 Ω) / 7.5 W (660 Ω) / OFF & low impedance operation
100 V	60 W (165 Ω) / 30 W (330 Ω) / 15 W (660 Ω) / OFF & low impedance operation
<b>Crossover</b>	7 kHz inductively coupled

### Transducers

<b>Low Frequency</b>	165 mm (6.50") mineral loaded polypropylene
<b>High Frequency</b>	ICT aluminium dome

### Physical

<b>Enclosure</b>	
Backcan	Zinc plated steel
Baffle	Reflex loaded UL 94V-0 rated ABS
Grille	Steel, with weather resistant coating
<b>Safety Features</b>	Safety ring located at rear of enclosure for load bearing safety bond
<b>Clamping Design</b>	Security toggle clamp Min / Max clamping range 9.5 mm (0.37") / 60 mm (2.36") Recommended clamp torque: 1.5 Nm Complete with fixed backcan
<b>Backcan Options</b>	
<b>Cable Entry Options</b>	Cable clamp & squeeze connector for conduit up to 22 mm
<b>Connectors</b>	Removable locking connector with screw terminals with "loop through" facility
<b>Compliance</b>	UL-1480, UL-2043, CE
<b>Dimensions</b>	
Bezel diameter	274.0 mm (10.79")
Front of ceiling to rear of backcan	256.5 mm (10.10")
Front of ceiling to top of safety loop	273.8 mm (10.78")
<b>Hole cutout diameter (all models)</b>	253 mm (9.96")
<b>Net Weight (ea)</b>	5.41 kg (11.93 lbs)
<b>Included Accessories</b>	C-Ring, tile-bridge kit, paint mask, cut-out template, grille
<b>Optional Accessories</b>	Plaster (mud) ring, Arco grille
<b>Packed Quantity</b>	2

### Ordering Information

Part Number	Colour
8001 7520 CMS 603ICT BM	White / Paintable
8001 4181 CMS 603 Plaster (Mud) Ring	Zinc Plated Steel
8001 7890 CMS 603 Arco Grille	White / Paintable



**LISTED**  
UL-1480,  
UL-2043

#### Notes:

1. Average over stated bandwidth. Measured in an IEC baffle in an Anechoic Chamber
2. Unweighted pink noise input, measured at 1 metre on axis
3. Long term power handling capacity as defined in EIA - 426B test

A full range of measurements, performance data, CLF and Ease™ Data for CMS 603ICT BM can be downloaded from [www.tannoypro.com](http://www.tannoypro.com).

Tannoy operates a policy of continuous research and development. The introduction of new materials or manufacturing methods may introduce variations in actual performance; however, actual performance always will equal or exceed the published specifications, which Tannoy reserves the right to alter without prior notice. Please verify the latest specifications when dealing with critical applications.

Copyright (c) 2015 Tannoy Limited. All rights reserved.

**Technical Data Sheet**

Notes

**CMS 603ICT BM**

**Technical Data Sheet**

Notes

**CMS 603ICT BM**

**Technical Data Sheet**

Notes

**CMS 603ICT BM**